

Hello everyone,
to Feepayr Login.

Welcome



Let's understand how you can Successfully Pay the Fees.



Government of Maharashtra
**Ismail Yusuf College of Arts, Science and
Commerce, Mumbai**




Hello everyone,
Welcome to **Feepayr Login** for Online payment of Fees

Powered by




Let's understand how you can **successfully complete SYTY online
registration process.**


LINK :- <https://www.feepayr.com/>

The image shows the Feepayr website interface. At the top, there is a header with the Feepayr logo and the tagline "Pay Fees Anytime, Anywhere". The main content area is divided into two sections. On the left, there is a large blue banner with the text "Start Using Feepayr Now!" and a list of bullet points: "Best online fee collection platform for educational campuses.", "Because of COVID 19, payment gateway and Bank servers have very heavy load. In case you experience a slow response, please try again after some time. For best experience, please try between 6pm to 11pm.", and "Team Feepayr & Payment gateways". Below the banner, there is a link to "Terms of Use". On the right, there is a registration form titled "Institute Type". It includes a dropdown menu labeled "Please Select", two radio buttons for "Mobile" (selected) and "Email", and a text input field labeled "Enter your registered number". Below the input field is a green button labeled "Send OTP". At the bottom right, there are social media icons for Facebook, Twitter, LinkedIn, Google+, and Email.

Select Institute type and Mobile/E-mail ID and
click on ➡ **Send OTP**



The image shows the Feepayr website interface. At the top, the Feepayr logo is displayed with the tagline "Pay Fees Anytime, Anywhere". The main heading is "Start Using Feepayr Now!". Below this, there are two bullet points: "Best online fee collection platform for educational campuses" and "Because of COVID 19, payment gateway and Bank servers have very heavy load. In case you experience a slow response, please try again after some time. For best experience, please try between 6pm to 11pm." followed by "- Team Feepayr & Payment gateways". A "Terms of Use" link is also present. On the right side, there is a form titled "Institute Type" with a dropdown menu showing "College". Below this are radio buttons for "Mobile" (selected) and "Email". A text input field contains the number "9876543214". A green "Send OTP" button is located below the input field. At the bottom right, there are social media icons for Facebook, Twitter, LinkedIn, Google+, and Email.

feepayr 
Pay Fees Anytime, Anywhere

Start Using Feepayr Now!

- Best online fee collection platform for educational campuses.
- Because of COVID 19, payment gateway and Bank servers have very heavy load. In case you experience a slow response, please try again after some time. For best experience, please try between 6pm to 11pm.

- Team Feepayr & Payment gateways

[Terms of Use](#)

Institute Type

College

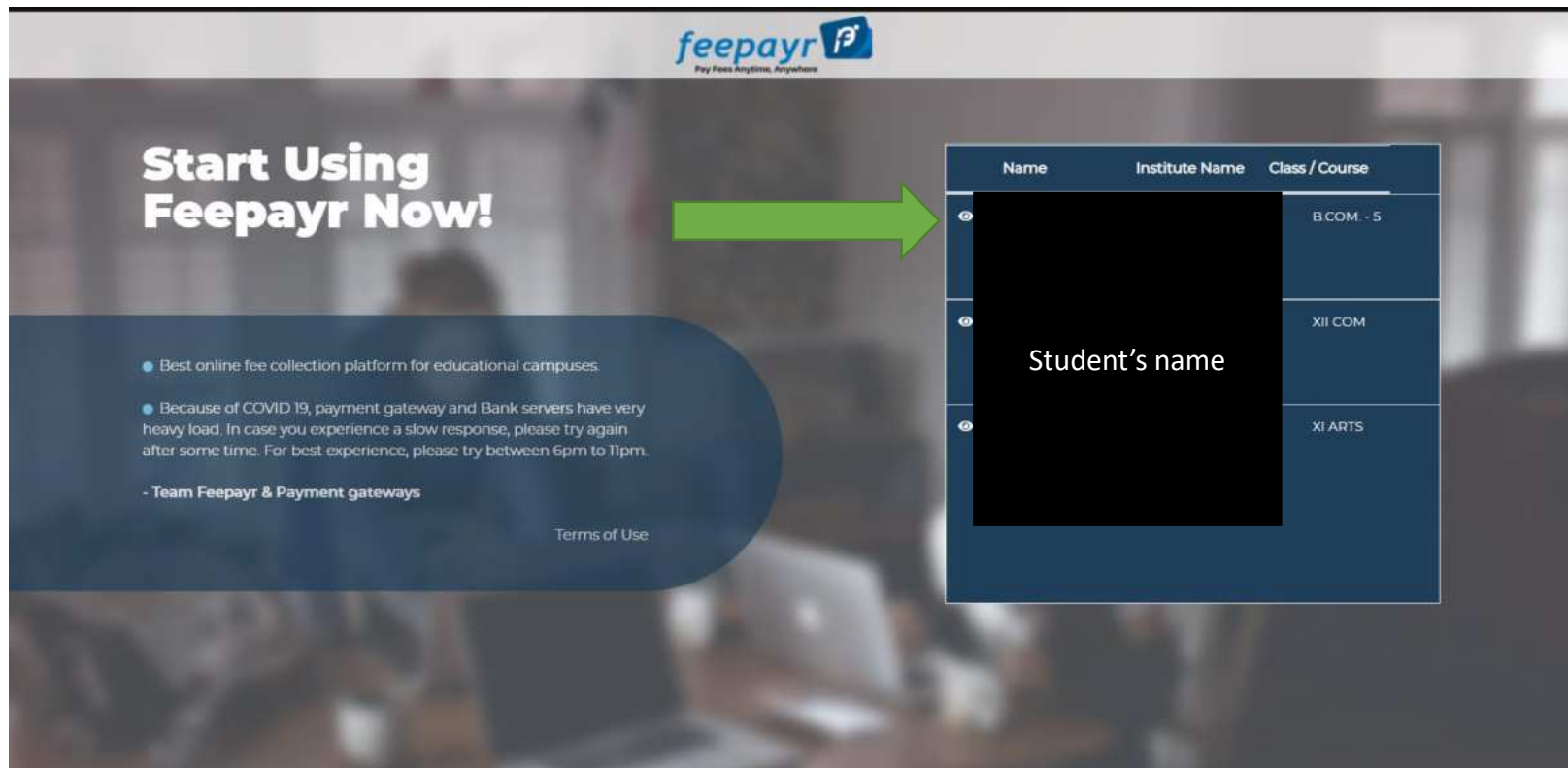
☒ Mobile ☐ Email

9876543214

Send OTP

[f](#) [t](#) [in](#) [G+](#) [✉](#)

Check your Name, College name and Course then click on Eye button



The screenshot shows the Feepayr website. At the top is the Feepayr logo with the tagline "Pay Fees Anytime, Anywhere". Below the logo, the text "Start Using Feepayr Now!" is displayed. A green arrow points from this text to a table on the right. The table has three columns: "Name", "Institute Name", and "Class / Course". The "Name" column contains a black box with the text "Student's name". The "Class / Course" column lists "B.COM - 5", "XII COM", and "XI ARTS".

Start Using Feepayr Now!

- Best online fee collection platform for educational campuses.
- Because of COVID 19, payment gateway and Bank servers have very heavy load. In case you experience a slow response, please try again after some time. For best experience, please try between 6pm to 11pm.

- Team Feepayr & Payment gateways


[Terms of Use](#)


Name	Institute Name	Class / Course
Student's name		B.COM - 5
		XII COM
		XI ARTS


Click on PAY now


your college name


student name

Make Payment

Fees Receipt


My Payment Status


 **Note!** Payment will be reflected within 24 hours after making online payment!

 **Note!** If Payment is not reflected on portal within 24 hours, Go to My Payment Status and verify your payment!

Pending Payments

ACTION	FEES TYPE	COURSE	TOTAL FEES DUES	CURRENT DUE FEES	AMOUNT BEING PAID
<input checked="" type="checkbox"/>	Admission Fee ⓘ	B.COM. - 5	6000	6000	<input type="text" value="6000.00"/>
				TOTAL PAYABLE	6000.00





THANK YOU